



Overview of Brightspace at CityU

CityU Home Page

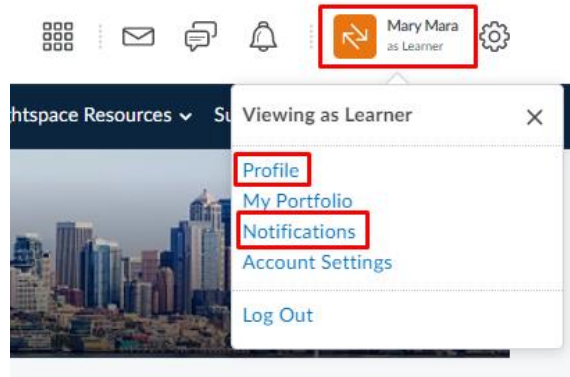
When you log onto Brightspace at mycourses.cityu.edu with your CityU username and password you land on the CityU Home Page. From this page you can view notifications, courses you are enrolled in, Brightspace 24/7 help, CityU announcements, a university calendar, and access to Brightspace tutorials.

In the mini-navbar at the top of the page you will find notifications when you have received a new message (envelope icon), if there is activity related to your Notifications settings (discussion icon), or if something in a course has been updated (bell icon). New activity is identified by an orange dot next to the icon.

The screenshot shows the Brightspace interface for CityU. At the top right, there is a mini-navbar with icons for a grid, envelope, discussion, bell, and a user profile for 'MaryMara as Learner'. Below this is a navigation bar with links for Awards, CityU Email, MyCityU Portal, CityU Catalog, Library, Help, Brightspace Resources, and Surveys. The main content area starts with a 'Welcome to CityU!' banner. Underneath, the 'My Courses' section is visible, showing a grid of course cards. To the right, there is a 'Brightspace 24/7 Technical Support' section with a lightbulb icon and the text 'Find Answers Here'. At the bottom, there is an 'Announcements' section with the text 'Welcome to Fall Quarter!'.

Center for Curriculum and Instruction
CCIsupport@cityu.edu
Updated November 2021

From the mini-navbar you can also access your Profile settings. Use this to customize your Notifications settings to be sure that you do not miss activity related to your courses. Add an image to your profile and review other account settings to adjust to your personal preferences.

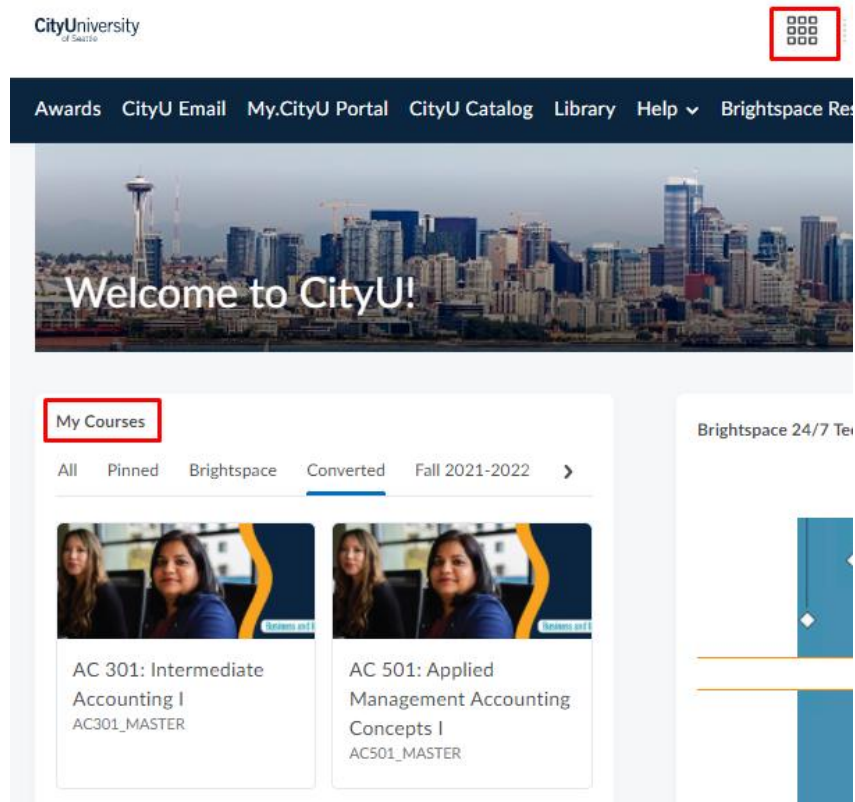


Below the mini-navbar you will see the CityU Home Page navbar. From here you can navigate to your CityU email and Office365 tools, the my.cityu.edu portal, the CityU Catalog, and more.

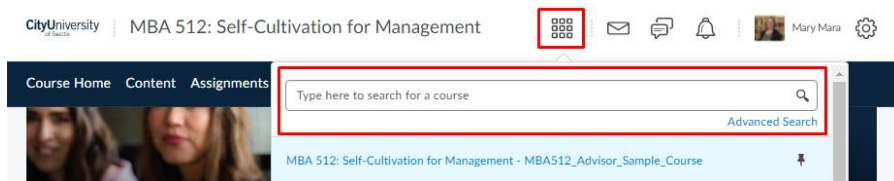


Access Courses

Navigate to your Courses through the My Courses widget on the Course Home Page or the Course Picker in the mini-navbar.



From the Course Picker you can pin the courses you visit frequently to the top of the list or use the search function visible when you click on the tool to locate the desired course.



Course Home Page

Each Course Home Page includes standard widgets. You will find a course calendar, activity feed, faculty information, and a visual table of contents for your course.

You will also find a course navbar with links to the course content, major assignments, the grade book, CityU's library, the course reading list, access to communication tools, and a help menu.

CityUniversity of Seattle MBA 512: Self-Cultivation for Management

Course Home Content Assignments Grades Library Reading List Communication Help

MBA 512: Self-Cultivation for Management

Calendar

Wednesday, October 27, 2021

Upcoming events (5)

D2L Visual TOC

Start Your Course Here

Syllabus, Schedule, and Course Team

100% 2 of 2 Topics Completed

CONTACT ME

Mary Mara

mmara@cityu.edu

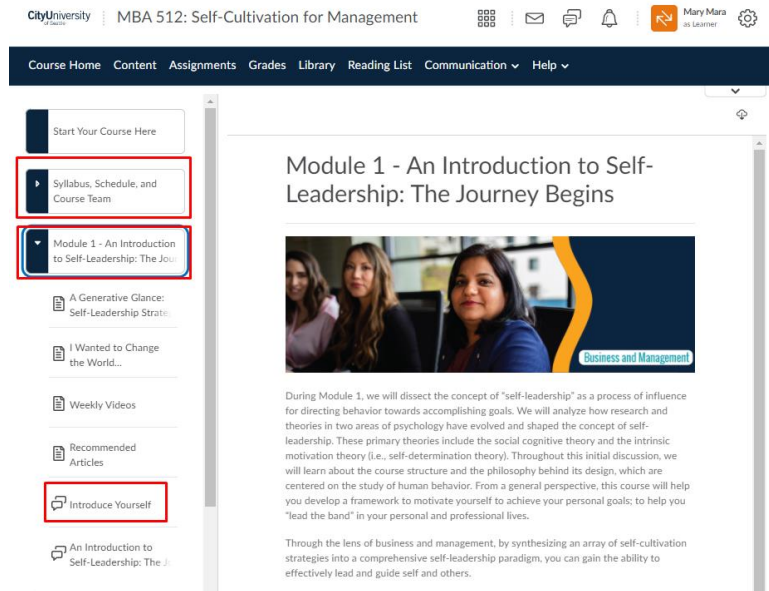
I lead the Center for Curriculum and Instruction and CityU's Library. I am available Monday - Friday 8am - 6pm. I check emails regularly. Please reach out with your questions.

Center for Curriculum and Instruction
CCIsupport@cityu.edu
Updated November 2021

Course Content

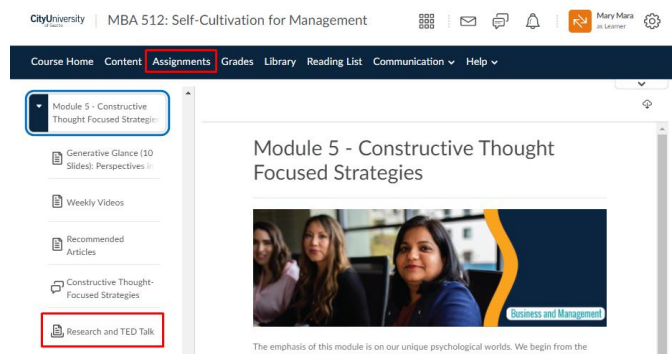
The majority of course information is in the Content area of your course. Most CityU courses organize content into modules that contain learning materials, activities, and assignments associated with the module topic.

To contribute to a course discussion, click on the discussion item found in the module. In this example, the Introduce Yourself discussion.



The screenshot shows the Brightspace interface for the course 'MBA 512: Self-Cultivation for Management'. The course navigation bar includes 'Course Home', 'Content', 'Assignments', 'Grades', 'Library', 'Reading List', 'Communication', and 'Help'. The left sidebar contains a list of course items: 'Start Your Course Here', 'Syllabus, Schedule, and Course Team', 'Module 1 - An Introduction to Self-Leadership: The Journey Begins', 'A Generative Glance: Self-Leadership Strategies', 'I Wanted to Change the World...', 'Weekly Videos', 'Recommended Articles', 'Introduce Yourself', and 'An Introduction to Self-Leadership: The Journey Begins'. The 'Introduce Yourself' item is highlighted with a red box. The main content area displays 'Module 1 - An Introduction to Self-Leadership: The Journey Begins' with a video thumbnail and introductory text.

To submit an assignment, click on the link to Assignments in the course navbar or the link to the assignment found in the module.



The screenshot shows the Brightspace interface for the course 'MBA 512: Self-Cultivation for Management'. The course navigation bar includes 'Course Home', 'Content', 'Assignments', 'Grades', 'Library', 'Reading List', 'Communication', and 'Help'. The 'Assignments' link in the navigation bar is highlighted with a red box. The left sidebar contains a list of course items: 'Module 5 - Constructive Thought Focused Strategies', 'Generative Glance (10 Slides): Perspectives', 'Weekly Videos', 'Recommended Articles', 'Constructive Thought-Focused Strategies', and 'Research and TED Talk'. The 'Research and TED Talk' item is highlighted with a red box. The main content area displays 'Module 5 - Constructive Thought Focused Strategies' with a video thumbnail and introductory text.

For more information on Brightspace tools, checkout the [Brightspace Community](#) and the [Brightspace YouTube](#) channel. Also, please feel free to reach out to your CityU advisor for additional support!

Center for Curriculum and Instruction
CCIsupport@cityu.edu
Updated November 2021