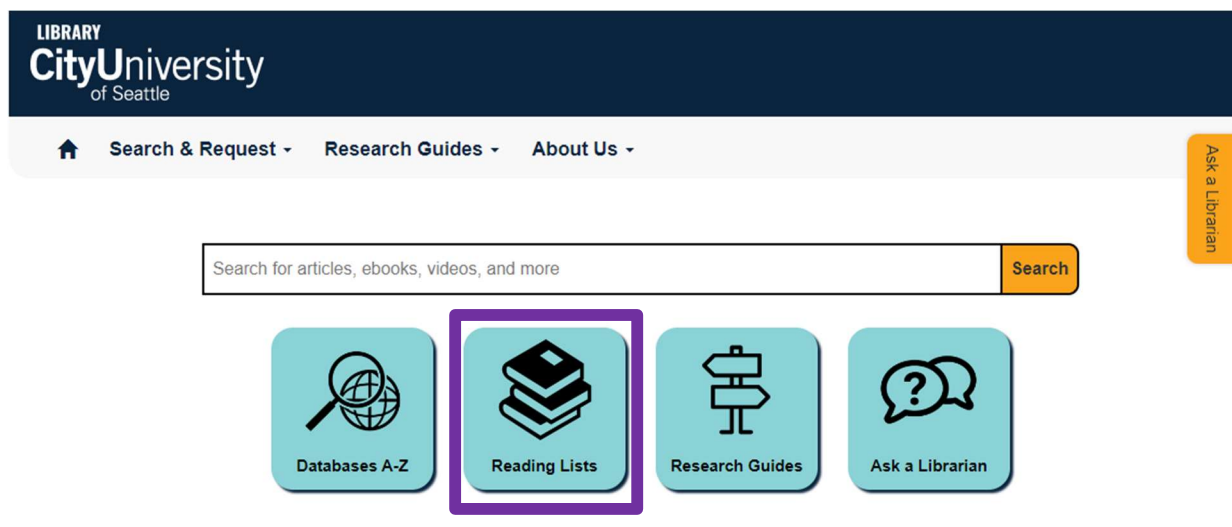


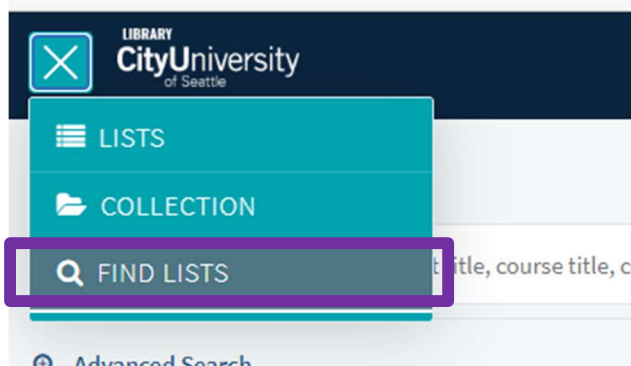
How to Find my Textbooks

Before you have access to your course/s in Brightspace (all students):

1. Go to library.cityu.edu and click on the Reading List button.



2. Click on the menu on the top left and then select "Find Lists".



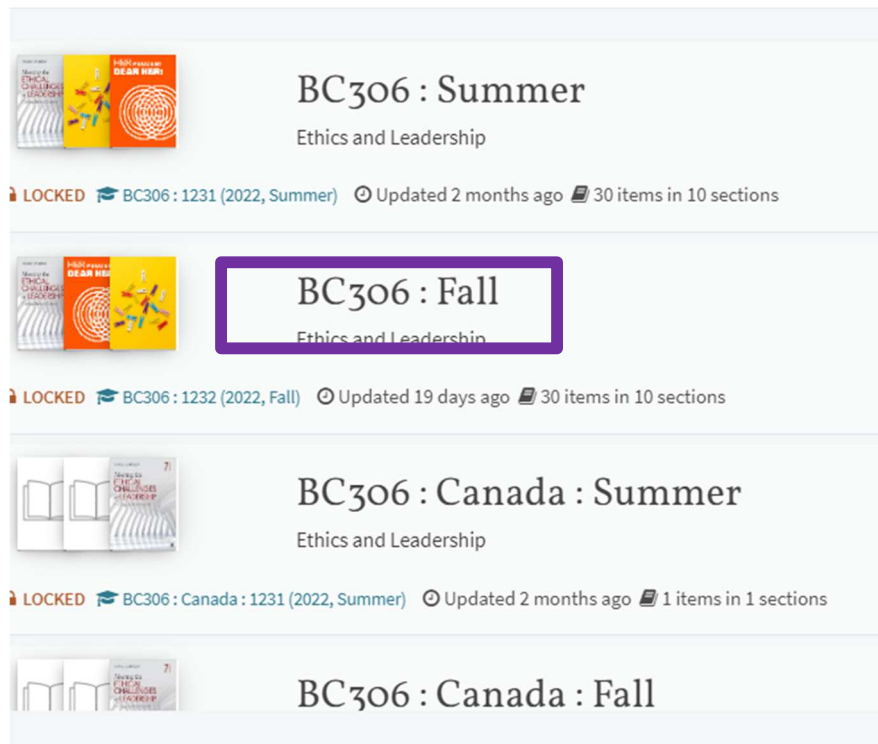
3. Type in the course subject and number of your course and click **Search.** for your reading list(s) of required and recommended resources




Find Lists 




Search List: 




 Advanced Search 


4. Make sure to select the correct quarter and campus (Fall vs Summer or US vs Canada). Click on the course name/term.



 **BC306 : Summer**
Ethics and Leadership
LOCKED  BC306 : 1231 (2022, Summer) Updated 2 months ago  30 items in 10 sections

 **BC306 : Fall**
Ethics and Leadership
LOCKED  BC306 : 1232 (2022, Fall) Updated 19 days ago  30 items in 10 sections

 **BC306 : Canada : Summer**
Ethics and Leadership
LOCKED  BC306 : Canada : 1231 (2022, Summer) Updated 2 months ago  1 items in 1 sections

 **BC306 : Canada : Fall**

5. The system will display all required and recommended books, articles, and software for courses. Course marked with Available through the CityU Library will be provided through a link in your Brightspace course shell. You must be logged into the course or the library to access the resource.

[Available through CityU Library >](#)

Taking Classes in Canada?

Access the CityU Bookstore in Canada at <https://www.cityubookstore.ca>

If you already have access to your courses/s in Brightspace

If you are already in your course/s Brightspace shell, go to the top menu navigation in the course and click on **Reading List**. You will be sent directly to the reading list page for the course in the library.

